



**Jeb Bush** \* Governor  
**John O. Agwunobi, MD, MBA** \* Secretary of Health  
**John P. Heilman, MD, MPH** \* Pinellas County Health Department Director  
**Lisa Cohen** \* Pinellas & Pasco Counties HIV/AIDS Program Coordinator  
**Beth Sudduth, MPH** \* Editor of Pinellas County HIV/AIDS Surveillance Newsletter

Volume 14, Issue 1

August 6, 2004



PINELLAS COUNTY HEALTH DEPARTMENT  
 205 DR. M.L. KING ST NO\* ST PETERSBURG, FL 33701 \* 727-824-6900

# HIV/AIDS Surveillance Quarterly Statistics Pinellas and Pasco Counties (Area 5) July 2004

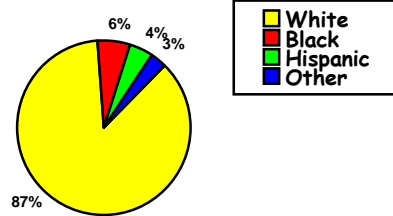
## Current Pinellas & Pasco County (Area 5) Statistics

Mr. Spencer Lieb, Chief HIV/AIDS epidemiologist for the Department of Health in Tallahassee, was a featured speaker at the local Community Partnership Planning Meeting held at Florida Blood Services in St. Petersburg on July 23rd, 2004. It was an excellent presentation which consisted of an overview of what **epidemiology** is and how it is used to generate statistical information/reports that can be used to target specific HIV risk groups and HIV prevention messages.

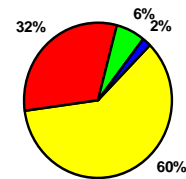
Throughout Mr. Lieb's presentation there were several slides that were very interesting and worth including in this newsletter. If you need an interpretation of the following graphs please do not hesitate to call our office. In addition, if you are interested in obtaining a copy of Mr. Spencer Lieb's slide-set presentation for Areas 5, 6 & 14 please either send him an email at [Spencer\\_Lieb@doh.state.fl.us](mailto:Spencer_Lieb@doh.state.fl.us) or send myself an email and we will send it along to you.

**Epidemiology** is the study of the distribution (*spread*) and determinants (*cause/risk factors*) of disease in populations.

**Area 5 Adult Population** by Race/Ethnicity (2000 census):  
(N=1,088,298)



**Area 5 Adult AIDS Cases** by Race/Ethnicity, 2003  
(N=242)



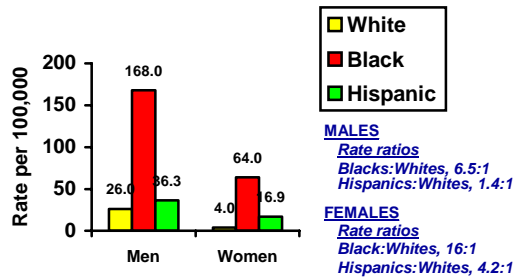
**Per CDC 2002 estimates:**

- \*40,000 new HIV infections in the U.S.
- \*~4,000 new HIV infections in Florida
- \* 25% new HIV infections are in people under 25.
- \* In 13 to 19-year-olds, the male-to-female ratio = 1:1
- \* HIV/AIDS is the #1 cause of death in African Americans aged 25-44.

**Per Florida DOH estimates:**

- ~100,000 people are living with HIV in Florida;
- ~12,700 in Areas 5/6/14
- ~4,000 in Area 5 (Pinellas & Pasco)
- ~6,900 in Area 6 (Hillsborough, Hernando, Manatee)
- ~1,700 in Area 14 (Hardee, Highlands, Polk)

**Area 5 Reported Adult AIDS Case Rates**  
(Per 100,000 Population) By Sex and Race/Ethnicity, 2003



### HIV Prevalence Estimates, Florida, 2001

Approximately 1 in 168 (0.6%) Floridians are estimated to be currently living with HIV infection:

- 1 in 346 Whites
- 1 in 46 Blacks
- 1 in 176 Hispanics

We hope you have enjoyed receiving these newsletters. As editor of this newsletter I wanted to send our regrets in the delay of sending out quarterly newsletters this year. This has been the first newsletter we could complete since the December 2003 issue. We have been extremely busy in our surveillance office (due to staff changes, trainings, workload, etc.) so we were unable to keep up with the production of quarterly newsletters. However, it is my hope that, once again, we will be able to resume normal distribution of our quarterly newsletters. **Thank you so much for your interest in our statistics and your patience with us!** And, as always, please feel free to call us if you ever need specific HIV/AIDS data requests.

Inside this issue:	
Pinellas HIV & AIDS statistics	2
Pasco HIV & AIDS statistics	3
Hillsborough HIV & AIDS statistics	4
Florida HIV & AIDS statistics	5
U.S. HIV & AIDS statistics	5
World HIV & AIDS statistics	5
HIV/AIDS Health Department Contact	6

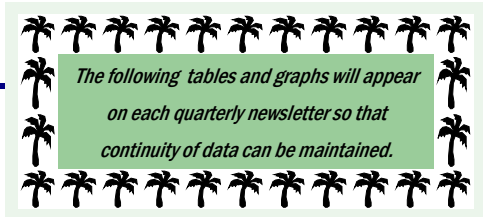
### Special points of interest:

- In case you missed the very last page .... there have been several staff changes over the past few months. Please feel free to call any of the new staff in the surveillance office at **727-824-6903** and they will assist you as best as they can. Please be patient with them/us during this "training" period as they learn all of their new responsibilities/tasks! The most important change to note on your mailing lists is to change **Beth Gustafson** to **Beth Sudduth** ... although for the short duration mail will still be delivered under both names. Thanks!
- If you have an HIV or AIDS case to report for Pasco County cases please call **Michael Wydotis** at **727-869-3900 (x173)**.



# Pinellas County AIDS Statistics

All Pinellas County AIDS data is cumulative from 1981 to August 2, 2004  
 Source: Pinellas County Health Department, HIV/AIDS Surveillance



**Table 1: AIDS Cases — by RACE**

Race	Adults	Pediatric	Total
White	2663 (69%)	13 (50%)	2676 (69%)
Black	972 (26%)	11 (42%)	983 (26%)
Hispanic	171 (5%)	2 (8%)	173 (5%)
Multi-race	14 (0%)		14 (0%)
Legacy Asian/Pacific Is.	13 (0%)		13 (0%)
Am.Indian/AK. Native	7 (0%)		7 (0%)
Asian	1 (0%)		1 (0%)
<b>Total</b>	<b>3841 (100%)</b>	<b>26 (100%)</b>	<b>3867 (100%)</b>

**Table 2: AIDS Cases — by AGE**

Age	Cases (%)	Deaths
0-4	19 (0%)	15 (58%)
5-12	7 (0%)	
13-19	23 (1%)	
20-29	599 (15%)	
30-39	1682 (44%)	2197 (57%)
40-49	1059 (27%)	
50-59	349 (9%)	
60-64	73 (2%)	
65-69	36 (1%)	
70+	20 (1%)	
<b>Total</b>	<b>3867 (100%)</b>	<b>2212 (57%)</b>

**Table 3: AIDS Cases — by Adult Risk Categories**


Risk Factors (adults)	Males	Females	Total
Gay/Bisexual Men	2213 (68%)		2213 (58%)
Injecting Drug Users	403 (12%)	172 (29%)	575 (15%)
Gay/ Bi Male & IDU	252 (8%)		252 (7%)
Heterosexual Contact	183 (6%)	308 (53%)	491 (13%)
Transfusion Recipients	31 (1%)	25 (4%)	56 (1%)
Coagulation Disorder	13 (0%)		13 (0%)
Risk Not Reported	162 (5%)	79 (14%)	241 (6%)
<b>Total</b>	<b>3257 (100%)</b>	<b>584 (100%)</b>	<b>3841 (100%)</b>

**Table 4: AIDS Cases — by Pediatric Risk Categories**

Risk Factors (peds)	Males	Females	Total
Mother with HIV	9 (75%)	13 (93%)	22 (84%)
Hemophilia	2 (17%)		2 (8%)
Transfusion	1 (8%)		1 (4%)
Risk Not Reported	0 (0%)	1 (7%)	1 (4%)
<b>Total</b>	<b>12 (100%)</b>	<b>14 (100%)</b>	<b>26 (100%)</b>

# Pinellas County HIV (only) Statistics

All Pinellas County HIV data is cumulative from 7/1/97 to August 2, 2004  
 Source: Pinellas County Health Department, HIV/AIDS Surveillance



**Table 5: HIV Cases — by RACE**

Race	Adults	Pediatric	Total
White	595 (54%)	2 (33%)	597 (54%)
Black	433 (39%)	3 (50%)	436 (39%)
Hispanic	69 (6%)	1 (17%)	70 (6%)
Multi-race	12 (1%)		12 (1%)
Legacy Asian/Pacific Is.	3 (0%)		3 (0%)
Am.Indian/AK. Native	4 (0%)		4 (0%)
Asian	3 (0%)		3 (0%)
<b>Total</b>	<b>1119 (100%)</b>	<b>6 (100%)</b>	<b>1125 (100%)</b>

**Table 6: HIV Cases — by AGE**

Age	Cases (%)	Deaths
0-4	3 (0%)	0 (0%)
5-12	3 (0%)	
13-19	48 (4%)	
20-29	283 (25%)	
30-39	416 (37%)	34 (3%)
40-49	277 (25%)	
50-59	74 (7%)	
60-64	12 (1%)	
65-69	3 (0%)	
70+	6 (1%)	
<b>Total</b>	<b>1125 (100%)</b>	<b>34 (3%)</b>

**Table 7: HIV Cases — by Adult Risk Categories**

Risk Factors (adults)	Males	Females	Total
Gay/Bisexual Men	457 (59%)		457 (41%)
Injecting Drug Users	65 (8%)	69 (20%)	134 (12%)
Gay/ Bi Male & IDU	46 (6%)		46 (4%)
Heterosexual Contact	66 (9%)	166 (48%)	232 (21%)
Transfusion Recipients	3 (0%)	1 (0%)	4 (0%)
Coagulation Disorder	0 (0%)		0 (0%)
Risk Not Reported	137 (18%)	109 (32%)	246 (22%)
<b>Total</b>	<b>774 (100%)</b>	<b>345 (100%)</b>	<b>1119 (100%)</b>

**Table 8: HIV Cases — by Pediatric Risk Categories**

Risk Factors (peds)	Males	Females	Total
Mother with HIV	2 (100%)	3 (75%)	5 (83%)
Risk Not Reported		1 (25%)	1 (17%)
<b>Total</b>	<b>2 (100%)</b>	<b>4 (100%)</b>	<b>6 (100%)</b>

# Pasco County AIDS Statistics

All Pasco County AIDS data is cumulative from 1981 to August 2, 2004  
 Source: Pinellas County Health Department, HIV/AIDS Surveillance



**Table 9: AIDS Cases — by RACE**

Race	Adults	Pediatric
White	544 (82%)	3
Black	69 (11%)	
Hispanic	49 (7%)	
Other/Unknown	5 (0%)	
<b>Total</b>	<b>667 (100%)</b>	<b>3 (100%)</b>

**Table 11: AIDS Cases — by Adult Risk Categories**

Risk Factors (adults)	Males	Females	Total
Gay/Bisexual Men	300 (55%)		300 (45%)
Injecting Drug Users	78 (14%)	35 (29%)	113 (17%)
Gay/ Bi Male & IDU	58 (11%)		58 (9%)
Heterosexual Contact	54 (10%)	67 (56%)	121 (18%)
Transfusion Recipients	13 (2%)	3 (3%)	16 (2%)
Coagulation Disorder	3 (1%)		3 (0%)
Risk Not Reported	41 (7%)	15 (12%)	56 (9%)
<b>Total</b>	<b>547 (100%)</b>	<b>120 (100%)</b>	<b>667 (100%)</b>

**Table 10: AIDS Cases — by AGE**


Age	Cases (%)	Deaths
0-12	3 (0%)	<3
13-19	4 (1%)	
20-29	94 (14%)	
30-39	298 (45%)	351 (53%)
40-49	182 (27%)	
50-59	61 (9%)	
60-64	8 (1%)	
65-69	12 (2%)	
70+	8 (1%)	
<b>Total</b>	<b>670 (100%)</b>	<b>(53%)</b>

**Table 12: AIDS Cases — by Pediatric Risk Categories**

Risk Factors (peds)	Total
Mother with HIV	3 (100%)
Risk Not Reported	
<b>Total</b>	<b>3 (100%)</b>

# Pasco County HIV (only) Statistics

All Pasco County HIV data is cumulative from 7/1/97 to August 2, 2004  
 Source: Pinellas County Health Department, HIV/AIDS Surveillance



*Due to the fact that some of the cell sizes for Pasco County were <3, some of the data has not been completely stratified.*

**Table 13: HIV Cases — by RACE (adults only)**

Race	Adults	Pediatric
White	135 (72%)	<3
Black	28 (15%)	
Hispanic	20 (11%)	
Other/Unknown	3 (2%)	
<b>Total</b>	<b>186 (100%)</b>	

**Table 15: HIV Cases — by Adult Risk Categories**

Risk Factors (adults)	Males	Females	Total
Gay/Bisexual Men	63 (51%)		63 (34%)
Injecting Drug Users	10 (8%)	7 (11%)	17 (9%)
Gay/ Bi Male & IDU	9 (7%)		9 (5%)
Heterosexual Contact	13 (10%)	37 (60%)	50 (27%)
Risk Not Reported/Other	29 (24%)	18 (29%)	47 (25%)
<b>Total</b>	<b>124 (100%)</b>	<b>62 (100%)</b>	<b>186 (100%)</b>

**Table 14: Adult HIV Cases — by AGE**

Age	Cases (%)	Deaths
13-19	12 (6%)	<3
20-29	53 (29%)	
30-39	69 (37%)	
40-49	35 (19%)	
50+	17 (9%)	
<b>Total</b>	<b>186 (100%)</b>	

There have been <3 HIV pediatric cases reported for Pasco County as of July 1997. Therefore, the specific age group, race or risk cannot be identified at this time.



# Florida HIV/AIDS Statistics

Source: Florida Department of Health, Bureau of HIV/AIDS  
 HIV/AIDS, STD & TB Monthly Surveillance Report, #238  
 If additional state data is needed please go to "www.doh.state.fl.us"




Table 24: **Cumulative HIV Case Counts for Florida**  
 (7/1/97-6/30/04)

	HIV	Deaths
<b>Total</b>	33490	872 (3%)
Adult	33174	868 (3%)
Pediatric	316	4 (1%)

Table 25: **Cumulative AIDS Case Counts for Florida**  
 (through 6/30/04)

	AIDS	Deaths
<b>Total</b>	98154	53600 (55%)
Adult	96663	52764 (55%)
Pediatric	1491	836 (56%)

Table 26: **Cumulative HIV/AIDS Case Counts in Surrounding Counties**  
 (as of 6/30/04)

County	HIV	AIDS
Hillsborough	2768	5661
<b>Pinellas</b>	<b>1591</b>	<b>3853</b>
Polk	666	1576
Sarasota	280	972
Manatee	434	925
<b>Pasco</b>	<b>268</b>	<b>642</b>
Hernando	80	205
Highlands	111	172
Hardee	30	75

Table 27: **Cumulative HIV/AIDS Case Counts in the Top 7 Florida Counties**  
 (as of 6/30/04)

County	HIV	AIDS
Miami-Dade	13052	27772
Broward	7372	15512
Palm Beach	3915	9345
Orange	3344	5743
Hillsborough	2768	5661
Duval	2396	4955
<b>Pinellas</b>	<b>1591</b>	<b>3853</b>

## United States HIV/AIDS Statistics

Adults & Children estimated to be **living** with HIV/AIDS in U.S. in 2002: 980,000  
 Estimated number of adults & children **newly** infected with HIV in U.S. during 2002: 45,000

Table 28: **Cumulative HIV/AIDS Case Counts for U.S.**  
 (as of 6/30/04)

	HIV*	AIDS	% AIDS Deaths
<b>Total</b>	232,264	922,835	58%
Adult	227,477	913,433	58%
Pediatric	4,787	9,402	55%

(Source: Florida HIV/AIDS, STD & TB Monthly Surveillance Report, #238)

*Beth Gustafson is responsible for compiling and editing the HIV/AIDS Surveillance Statistics for the Pinellas and Pasco County Health Departments on a quarterly basis. For further information regarding statistics, or questions regarding HIV or AIDS reporting, please contact Beth at (727) 824-6903*




Table 31: **Cumulative AIDS Cases of 10 Leading U.S. States**  
 (as of 7/31/03)

1. New York 165,378
2. California 135,493
3. **Florida 97,768**
4. Texas 64,737
5. New Jersey 47,491
6. Illinois 30,991
7. Pennsylvania 30,700
8. Georgia 28,809
9. Maryland 27,608
10. Massachusetts 18,760

(Source: Florida HIV/AIDS, STD & TB Monthly Surveillance Report, #238)

*Here are some useful Web links/sites for HIV/AIDS information:*

Table 29: **Cumulative HIV\* Cases of 5 Leading U.S. States**  
 (as of 6/30/04)

1. New York (12/00) 37675 (16%)
2. **Florida (7/97) 33261 (14%)**
3. Texas (2/94) 19911 (9%)
4. New Jersey (1/92) 17507 (8%)
5. North Carolina (2/90) 13119 (6%)

(Source: Florida HIV/AIDS, STD & TB Monthly Surveillance Report, #238)

\* Data only from those states where HIV is reportable & includes only persons reported with HIV infection who have not developed AIDS

Table 30: **Cumulative AIDS Cases of 20 Leading U.S. Cities**  
 (as of 12/31/02)

- |                          |                                |
|--------------------------|--------------------------------|
| 1. New York City 131,868 | 11. San Juan, PR 17,069        |
| 2. Los Angeles 45,036    | 12. Baltimore 17,032           |
| 3. San Francisco 28,981  | 13. Boston 15,630              |
| 4. Washington DC 26,657  | 14. Ft Lauderdale 14,319       |
| 5. Miami 26,493          | 15. Dallas 13,862              |
| 6. Chicago 24,550        | 16. San Diego 11,526           |
| 7. Philadelphia 21,759   | 17. <b>Tampa-St Pete 9,503</b> |
| 8. Houston 20,877        | 18. Detroit 8,766              |
| 9. Newark 18,356         | 19. West Palm Beach 8,678      |
| 10. Atlanta 18,153       | 20. Oakland 8,633              |

(Source: Centers for Disease Control, HIV/AIDS Surveillance Report, Vol. 14)

## World HIV/AIDS Statistics

From W.H.O. (www.who.org) & UNAIDS (www.unaids.org):

Reported World AIDS Cases as of 11/01: **2,784,317**

Estimated living World HIV/AIDS Cases as of 2003: **40 million**

Estimated new HIV infections in World in 2003: **5 million**


Estimated World deaths due to HIV/AIDS in 2003: **3 million**

Estimated Cumulative number of deaths in World due to HIV/AIDS: **22 million**



<http://www.doh.state.fl.us>  
<http://www.cdc.gov>  
<http://www.who.int>  
<http://www.paho.org/english/aid/aidstd.htm>  
<http://www.iapac.org>  
<http://www.flairs.org/tcrs/aidslne.htm>  
<http://hivinsite.ucsf.edu>  
<http://www.hivatis.org/trtgdlns.html>

Florida HIV/AIDS statistics  
 Centers for Disease Control  
 World Health Organization  
 PAHO: AIDS site  
 Int'l Assoc of Physicians in AIDS care  
 Florida AIDS Hotline site  
 HIV/AIDS InSite Information  
 HIV/AIDS treatment site



**HIV/AIDS Surveillance Office**  
 Pinellas County Health Department  
 205 Dr. M.L. King Street North  
 St Petersburg, FL 33701

**Keeping up with all the HIV/AIDS Surveillance Staff changes?!**

The Pinellas County HIV/AIDS Surveillance office has seen a lot of changes in staff personnel over the past few months ... so we wanted to make sure all of you were aware of these changes.

First of all, as you may have already detected from the name on the newsletter or from calls to the surveillance office, the HIV/AIDS Surveillance program manager recently changed her last name. **As of June 2004 Ms. Beth Gustafson officially became Ms. Beth Sudduth.** We hope that you will update your mailing and/or email address books with the new name so that you will know who to call when you have an HIV/AIDS case to report!

Also, our long time data entry operator (i.e. Senior Word Processing Systems Operator), **Ms. Dolores (De) Wengrzyn,** decided it was time to leave our program a few months ago (after spending 8+ years with us) and learn something new. She moved over to the STD program in April 2004 ... but she still manages to stop by and say "hi" almost every day. We are currently in the process of finding a replacement for her position. Her shoes were/are hard to fill!

Last, but not least, we also said goodbye to a few of our part-time administrative staff (**Alicia Bahadur, Warren Oliver Jr., and Jessica Cowley**) as they all moved on to bigger and brighter places ... either more time at graduate school or other jobs. In their place we hired another part-time administrative assistant, **Ms. Liza Ryan,** who joined us May 2004. Please welcome her to our staff and feel free to talk with her when you call our office.

Florida law requires cases of AIDS to be reported by anyone who diagnoses or treats a person with AIDS, with a \$500 fine per case for failure to report. **NOTE: A person who tests positive for Human Immunodeficiency Virus (HIV) on or after July 1, 1997 is reportable. Confidentiality is guaranteed. Please send your completed HIV/AIDS case report in an envelope marked "CONFIDENTIAL" to:**

BETH SUDDUTH, MPH  
 PINELLAS COUNTY HEALTH DEPARTMENT  
 205 DR. M.L. KING STREET NORTH  
 ST PETERSBURG, FL 33701  
 (727) 824-6903 ; SUNCOM 513-1068  
 FAX: (727) 893-1681  
 EMAIL: BETH\_SUDDUTH@DOH.STATE.FL.US

If you need reporting forms, would like to have a brief HIV/AIDS Surveillance In-Service for your staff in your office, or would like to have your HIV/AIDS cases reviewed in your office, please call the above number and speak to Beth Sudduth, Danielle Kahl or Liza Ryan.

